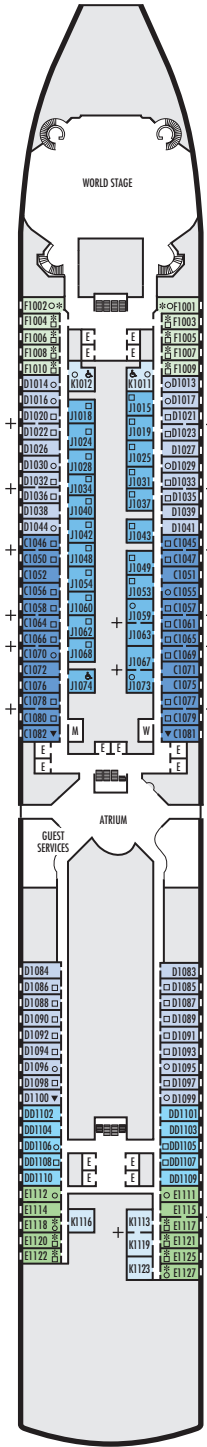



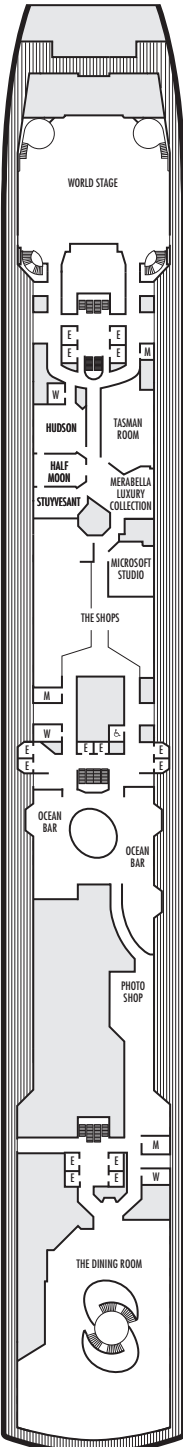
MAIN DECK
Staterooms 1001–1127



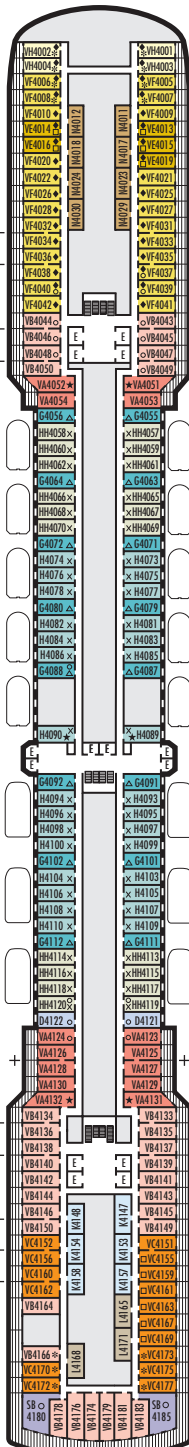
LOWER PROMENADE DECK



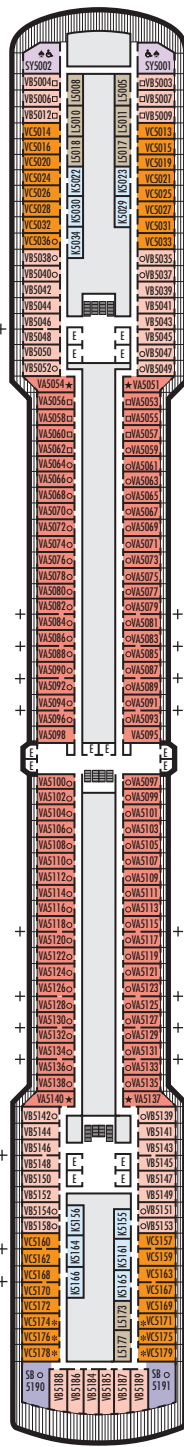
PROMENADE DECK



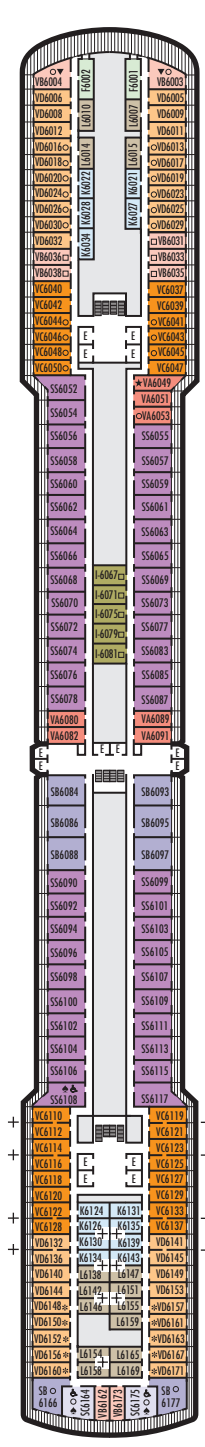
UPPER PROMENADE DECK
Staterooms 4001–4185



VERANDAH DECK
Staterooms 5001–5191



UPPER VERANDAH DECK
Staterooms 6001–6177



STATEROOM SYMBOL LEGEND

- Quad (2 lower beds, 1 sofa bed, 1 upper)
- Triple (2 lower beds, 1 sofa bed)
- △ Partial sea view
- X Fully obstructed view
- ⊕ Connecting rooms
- * Shower only
- ◆ Single-sink vanity
- ◆ Staterooms have solid steel verandah railings instead of clear-view Plexiglas® railings

ACCESSIBILITY STATEROOM SYMBOL LEGEND

- ♿ **Fully Accessible:** Suites SC6175 & SC6164 have a bathtub and roll-in shower. Suites SS6108, SY5002 & SY5001 have a bathtub and separate transfer shower. Staterooms J1074, K1012 & K1011 have a roll-in shower only.
- ▼ **Fully Accessible with Single Side Approach:** Suite SY8068 has a bathtub and separate transfer shower. Staterooms I-8037, VB6004, VB6003, D1100, C1082, C1081 have a roll-in shower only.
- ★ **Ambulatory Accessible:** Staterooms VA8032, VA8031, VA6049, VA5140, VA5137, VA5054, VA5051, VA4132, VA4131, H4090, H4089, VA4052 & VA4051 have a roll-in shower only.

For information regarding stateroom bedding configurations and accessibility features on our ships please visit the [Accessibility](#) section of our website.

SHIP SPECIFICATIONS & FACILITIES

- 1,964 Guests
- 812 Crew
- 82,305 Gross Tons
- 936 Feet Long
- 11 Guest Decks
- Wrap-around Promenade Deck
- 6 Restaurants & Cafes
- 78 Entertainment Venues
- 10 Lounges/Bars
- 2 Outdoor Swimming Pools (one with sliding glass roof)
- Spa & Salon
- Fitness Center
- Suite Lounge
- Duty-free Shops
- Library/Internet Cafe
- Onboard Wi-Fi Access
- Casino
- Sport Courts

WESTERDAM

DECK PLANS & STATEROOMS

The deck plans are color-coded by category of stateroom, and the category letter precedes the stateroom number in each room. All staterooms are equipped with interactive LED television with On Demand movies, programming and multichannel music; mini-bar; mini-safe; data port; telephone.

Important Note: Not all staterooms within each category have the same furniture configuration and/or facilities. Appropriate symbols within the rooms on the deck plans describe differences from the stateroom descriptions below.

ROTTERDAM DECK

Staterooms 7001–7151

NAVIGATION DECK

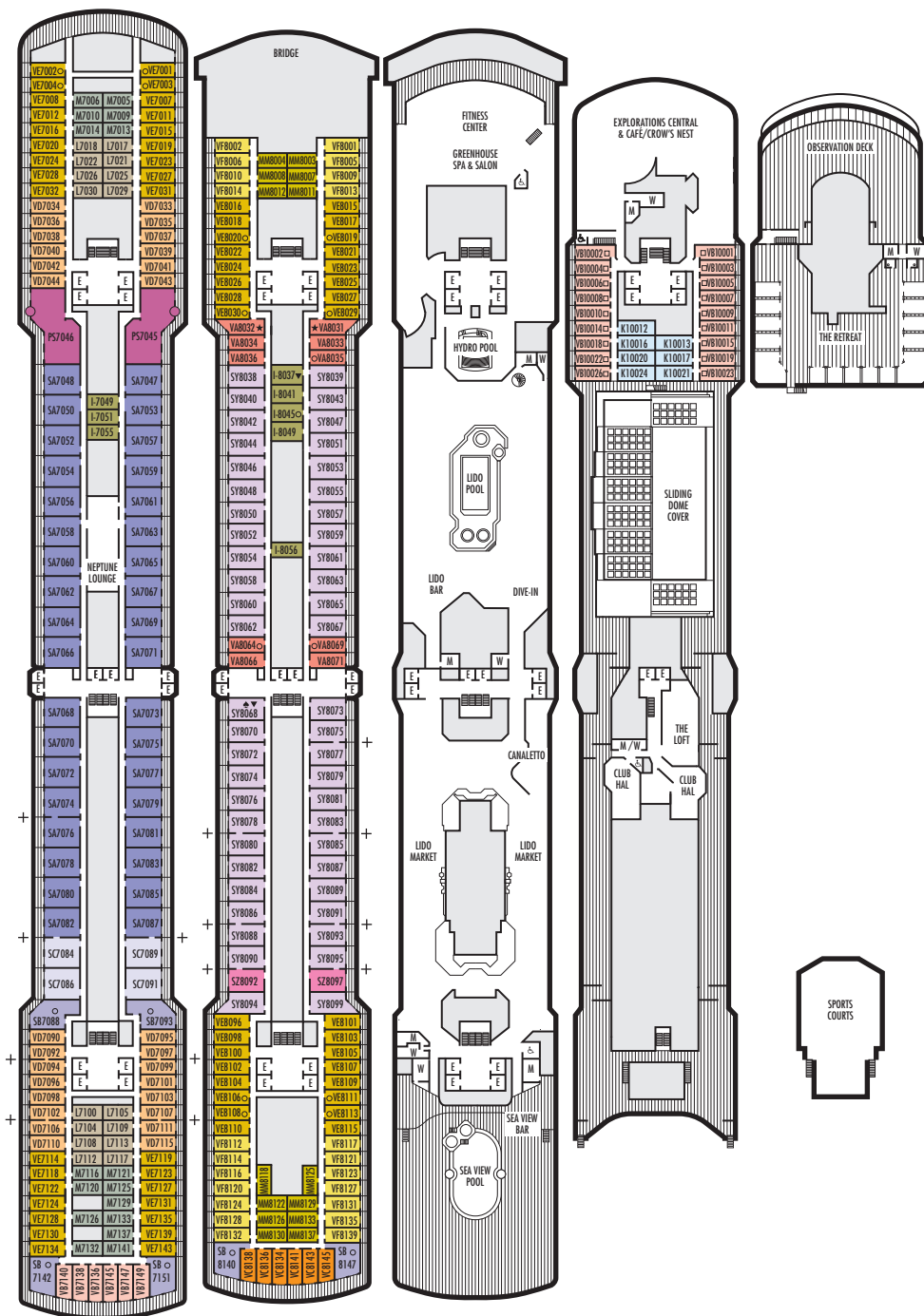
Staterooms 8001–8147

LIDO DECK

OBSERVATION DECK

Staterooms 10001–10026

SPORTS DECK



VERANDAH SUITES

PS

Pinnacle Suites: Bedroom with 1 king-size bed, oversize whirlpool bath & shower & additional shower stall, living room, dining room, dressing room, private verandah with whirlpool, pantry, 1 sofa bed for 2 persons, microwave, refrigerator, guest toilet, private stereo system, floor-to-ceiling windows.

SA SB SC

Neptune Suites: 2 lower beds convertible to 1 king-size bed, bathroom with dual-sink vanity, full-size whirlpool bath & shower & additional shower stall, large sitting area, dressing room, private verandah, 1 sofa bed for 2 persons, floor-to-ceiling windows.

SS SY SZ

Signature Suites: 2 lower beds convertible to 1 queen-size bed, bathroom with dual-sink vanity, full-size whirlpool bath & shower & additional shower stall, large sitting area, private verandah, 1 sofa bed for 1 person, floor-to-ceiling windows.

VERANDAH STATEROOMS

VA VB VC VD VE VF VH

Verandah: 2 lower beds convertible to 1 queen-size bed, bathtub & shower, sitting area, private verandah, floor-to-ceiling windows.

OCEAN-VIEW STATEROOMS

C D DD E F G H HH

Large: 2 lower beds convertible to 1 queen-size bed, bathtub & shower.

Large: 2 lower beds convertible to 1 queen-size bed, bathtub & shower. All G-category staterooms have partial sea views. All H- & HH-category staterooms have fully obstructed views.

INTERIOR STATEROOMS

I J K L M MM N

Large or Standard: 2 lower beds convertible to 1 queen-size bed, shower.

